

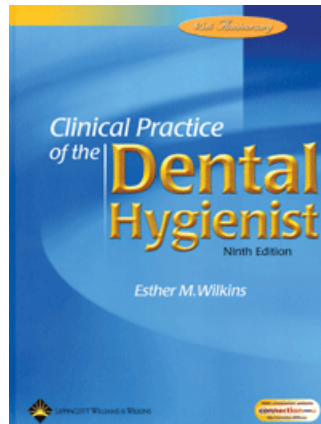
Source: Journal of Dental Hygiene, Vol. 79, No. 3, Summer 2005
Copyright by the American Dental Hygienists' Association

Review of: Clinical Practice of the Dental Hygienist, Ninth edition

Jacqueline Brian

Reviewed by Jacqueline Brian, LDH, MSED, professor at Indiana University-Purdue University, in Fort Wayne, Indiana.

Clinical Practice of the Dental Hygienist



Ninth Edition

Wilkins EM

Lippincott Williams & Wilkins, 2005

Philadelphia, Pennsylvania

1,024 pages, illustrated, indexed, hardcover

ISBN: 0-7817-4090-8

\$74.95

It is apparent that the ninth edition of *Clinical Practice of the Dental Hygienist* is the "gold standard" for dental hygiene texts. The basic objectives that were in the original textbook some 45 years ago still remain in this latest edition. However, the information has continually been updated to keep current with the extensive scientific knowledge and technical inventions that are so much a part of today's practice.

This textbook is conveniently organized into seven comprehensive sections. Section I orients the reader to the profession of dental hygiene and the dental hygiene process of care. Sections II through VI focus on each aspect of the process of care, including assessment, dental hygiene diagnosis, care planning, and implementation and evaluation. Section VII provides in-depth information on patients with special care needs.

There are four new chapters that provide superb material: "Protocols for Prevention and Control of Dental Caries," "Pediatric Oral Health Care," "Infancy through Age 5," "Family Abuse and Neglect," and "Patients with Respiratory Diseases." Two chapters have been combined and two chapters have been divided to provide more extensive coverage on "Planning Dental Hygiene Care," "Interdental Care," and "Chemotherapeutics and Topical Delivery Systems."

Several incomparable features complement the traditional outline format. Visually, more colorful artwork creates better highlights and draws attention to the essential sections. The use of bullets makes the text much easier to read and not as intimidating. There are 532 illustrations, photos, tables, and boxes that have been strategically placed to emphasize and explain important points.

Another unique feature is the "Everyday Ethics" section which highlights case studies and includes questions that can guide open discussions of everyday situations. This section is very valuable in bridging textbook information with clinical experiences, which helps reinforce learning about the practice of dental hygiene.

Two exciting additions compliment this edition: the student workbook and the instructor's Web site. The workbook was created to give students exercises at different levels, beginning with basic knowledge, continuing through competency, and beyond to discovery. The instructor's Web site includes information not in the text, as well as case studies, quiz questions, PowerPoint slides, and active learning exercises. This Web site has powerful new material and is a wonderful resource for the educator to use to facilitate understanding.

This text far surpasses any comprehensive dental hygiene text on the market today. Its use is essential to keep abreast of evidence-based practice-not only for students, but for practicing dental hygienists as well. Most certainly, this text would be an invaluable asset in the library of any educator or practicing dental hygienist.


Source: Journal of Dental Hygiene, Vol. 79, No. 3, Summer 2005
Copyright by the American Dental Hygienists' Association

Review of: Fundamentals of Periodontal Instrumentation and Advanced Root Instrumentation

Diane P Kandray

Reviewed by Diane P. Kandray, RDH, MEd, assistant professor in the Dr. Madeleine Haggerty Dental Hygiene Program at Youngstown State University, in Youngstown, Ohio.

Fundamentals of Periodontal Instrumentation and Advanced Root Instrumentation



5th Edition

Nield-Gehrig JS

Lippincott Williams & Wilkins, 2004

Baltimore, Maryland

640 pages, illustrated, indexed, paperback

ISBN: 0-78-174-606-X

\$58.95

Fundamentals of Periodontal Instrumentation and Advanced Root Instrumentation is an instructional manual for dental hygiene students. This manual may be used to teach periodontal instrumentation to the beginner as well as to the advanced student because of its broad content and progression of the modules. It is definitely an essential textbook for a dental hygiene curriculum.

The text is divided into 26 modules, beginning with basic skills and ending with advanced instrumentation techniques. This book goes beyond instrumentation by including information on evidence-based practice, advanced topics such as

ergonomics, sonic and ultrasonic instrumentation, instrument sharpening, maintenance of implants, and polishing techniques. An instructor resource CD is available by request and contains images and test questions.

Each module opens with an overview, an outline, key terms, and learning objectives. The end of each module contains helpful reference sheets on the content as well as skill evaluation sheets to encourage students to perform self-assessment on their newly acquired skills. Case-based patient exercises are helpful for transferring technical knowledge to the clinical setting. Also included in this new edition is a glossary of instrumentation terms and critical thinking activities.

The numerous color photographs and illustrations are outstanding features. The text uses shaded illustrations to orient the reader to tooth surfaces toward the operator and tooth surfaces away from the operator. Detailed photographs on holding the instrument and using the fulcrum and mouth mirror are extremely helpful. The instructions are equally well presented for the left-handed clinician. The edges of the pages are conveniently tabbed to identify the pages for right- and left-handed clinicians. Detailed photos for operator positioning assist the student and instructor to navigate various positions for instrumentation while maintaining ergonomically correct posture and hand positioning.

While the text is spiral-bound to enable students to use it as a chairside reference while learning instrumentation, the large 8.5 x 11-inch size makes the book somewhat awkward to use. In addition, the author uses the terms "dominant hand" and "nondominant hand" to identify hand positioning in the mouth. Although these terms are meant to differentiate between the hand that holds the instrument and the hand that holds the mouth mirror, the terms may take some familiarization.

The authors' goal was to provide a textbook that makes it simple for students to learn, and easy for faculty to teach, instrumentation. The objective was achieved. This is a very comprehensive, up-to-date guide on periodontal instrumentation. Because of the recent focus on ergonomics and the paradigm shift in the area of gross scaling versus periodontal debridement, this text would also be a valuable guide to practicing dental hygienists.


Source: Journal of Dental Hygiene, Vol. 79, No. 3, Summer 2005
Copyright by the American Dental Hygienists' Association

Review of: Ethical Questions in Dentistry

Judith A McCauley

Reviewed by Judith A. McCauley, RDH, MA, associate professor in the Dental Health Services Department of Palm Beach Community College, in Lake Worth, Florida.

Ethical Questions in Dentistry



Rule JT, Veatch RM

Quintessence, 2004

Carol Stream, Illinois

320 pages, paperback

ISBN 0-86715-443-8

\$32.00

Ethical Questions in Dentistry provides a sound theoretical approach to help sensitize the health professional to the important role of ethics in the dental health field. The text discusses practical issues in ethical reasoning pertaining to dental-related problem solving. This second edition includes an entirely new section about the development of professions and how to understand their structure and function in today's society. It makes frequent reference to dentistry, presenting the traditional, ideal perspective of the profession, as well as views from its critics. Another positive feature of this book is the expansion and modification of case discussions, which are included in all chapters. They include increased background information and additional support in the techniques of ethical problem solving. Readers will find answers to ethical questions and dilemmas that dental health care providers face on a daily basis.

The primary goal of this book is to present ethical problems and suggest approaches to resolving them. It is organized into three parts. Part I discusses major ethical theories and principles, including society's increasing concerns for the maintenance

of ethical standards of all aspects of health-related practice. It also examines how dentists perceive ethical problems and the actual ethical issues faced by dentists, such as quality of care, advertising, and extraprofessional relationships. Part I of this book goes on to look at the history, definition, and characteristics of a profession, which are important elements in understanding the patient-dentist relationship. Ethical principles are discussed, including nonmaleficence, beneficence, justice, and confidentiality—all of which contribute to the foundation of a Code of Ethics that guides the practicing dental health care professional in properly serving the public.

Part II reviews general theories in dental ethics. Its emphasis is on the rights and duties that accompany a dental professional-patient relationship. Since the health professional is supposed to do good for the patient and protect the patient from harm, this part of the book examines what counts as a "dental good" as opposed to a "total good." How high should the standard of care be? What is informed consent, and which patients are competent to make their own decisions? By examining the ethical principles of autonomy, fidelity, veracity, and justice, the authors assist the professional in determining whether an action or practice is morally right or wrong. It includes a practical approach for resolving ethical dilemmas and effective decision-making within a dental practice.

Part III of this book provides current case studies relevant to everyday ethical problems that arise in dental practices. Discussions start with ethical issues that arise during the formative stages of a dentist's professional life and the moral conflicts that arise in the clinical training of the dentist. Included are topics concerning morality in academic life, cultural diversity, protecting the welfare of patients, cheating, and ethics in dental school administration. All of these issues are crucial during the formative stages of the dentist's professional life. Other current topics discussed in this section are third-party financing and ethical principles pertaining to the economics of dentistry, the dentist's relationship with insurers, and setting financial limits. The authors address situations concerning patients with HIV and other bloodborne diseases directly related to the duty to treat the patient fairly, clinical decisions, and the ethics of the cost of dental care. The last chapter of this book addresses the issue of illegal practice and the incompetent, fraudulent, and dishonest practitioner—all very real issues that are present in the practice of dentistry. The ethical applications included at the end of all case studies provide an awareness of the nature of commitments to patients and the profession.

Ethical Decisions in Dentistry accomplishes its goal of providing the reader with the basic fundamentals of ethics and a broad perspective on the types of ethical issues that dentists encounter. Excellent case studies that relate to many dental ethical concerns are presented. This book gives the reader a solid base for ethical reasoning and provides useful guidelines for the resolution of ethical problems.