


Source: Journal of Dental Hygiene, Vol. 79, No. 2, Spring 2005
Copyright by the American Dental Hygienists' Association

Review of: Infection Control and Management of Hazardous Materials for the Dental Team

Helene Bednarsh

Reviewed by Helene Bednarsh, RDH, BS, MPH, director of the Boston Public Health Commission HIV Dental Ombudsman Program, a faculty member at the Boston University Goldman School of Dental Medicine, and a lifetime member of the Organization for Safety and Asepsis Procedures (OSAP).

Infection Control and Management of Hazardous Materials for the Dental Team



3rd Edition

Miller CH, Palenik CJ

Elsevier Mosby, 2005

St. Louis, Missouri

515 pages, illustrated, indexed, glossary, selected readings, review questions, appendices, soft cover

ISBN: 0-323-02595-1

\$39.95

The third edition of this previously well-received text on infection control and office safety management presents the reader with the equivalent of a full course on office asepsis and safety procedures. The text has been updated with timely regard to include the 2003 Centers for Disease Control and Prevention (CDC) guidelines for infection control in dentistry. In addition to the relevant updates, which also include references to other CDC guidelines such as those for hand hygiene (2002) and environmental infection control (2003), there are other noteworthy changes to this edition.

These additions include new devices such as tabletop instrument washers, new products for environmental infection control and hand hygiene, and other new features to enhance the text. New features include rationale for the step-by-step procedures associated with infection control, learning objectives for each chapter, new chapters, key terms, and relevant review questions at the end of each chapter. The authors also include the information on the Occupational Safety and Health Administration (OSHA) Bloodborne Pathogens Standard of 1991 and the Needlestick Prevention Act of 2001.

The text is in three parts, each building upon the previous to establish a comprehensive guide to infection control. Parts I and II present a review of microbiology and how, in understanding and managing microbial challenges, one has the basis for applying sound infection control practices in the oral health care environment. Part III is related to office safety, with respect to regulatory standards, chemical concerns, fire prevention, and emergency action plans. A new addition to this section is a chapter on infection control concerns during remodeling or construction. This chapter is a unique contribution and definite must-read for any facility considering renovations. Each chapter presents an outline, learning objectives, key terms, rationale, and review questions. This format is particularly useful for training new employees and for annual training of employees.

The text is designed for the oral health care team, although it closely resembles the curriculum one would hope is used for dental, dental hygiene, and dental assisting students. There is no presumption as to the knowledge base of the reader and, therefore, the information in each chapter is driven by that of previous chapters so that, in the end, one learns the fundamental aspects of infection control, the challenges from the microbial world, the means to interfere with the basic steps in the development and spread of infectious disease and, thereby, to prevent harm.

In Part II the authors review bloodborne pathogens and oral, respiratory, and waterborne disease agents before discussing infection control rationale, regulations, and recommendations. The building blocks from Part I facilitate the understanding of the disease agents discussed in Part II and the recommendations presented in chapter eight, which is the crux of infection control and includes a summary of the 2003 CDC dental infection control recommendations. The remaining chapters in Part II present strategies to minimize the risk of cross-contamination, exposure, and/or disease transmission. The final chapter is a clinical asepsis protocol, a fitting finale to this section and a useful tool for any oral health care facility.

Part III, all about office safety, begins with a review of OSHA, a new chapter to this edition. Subsequent chapters discuss management of the office safety program, including chemical concerns and industry standards for fire and emergencies. The final chapter in Part III is new to this edition and discusses the role of infection control during renovations.

There are nine appendices, including a resource list, recommendations from CDC guidelines, information from the OSHA Bloodborne Pathogens Standard, and other relevant infection control information from OSAP and the American Dental Association. The glossary that follows is quite comprehensive and serves as a useful dictionary tool.

In summary, this text is an essential companion to an office library, both for educational and practice settings. The structure of the chapters, with review questions included, will assist training programs within the oral health care setting and serve as an excellent review for those previously trained. The information is, above all else, accurate and timely and is presented by authors who are content experts.

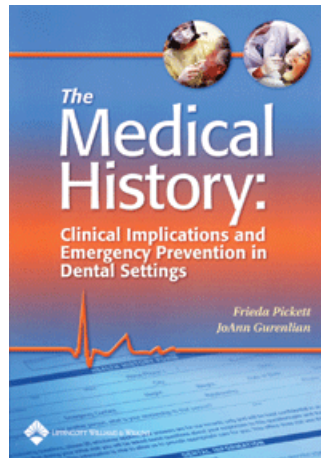
Source: Journal of Dental Hygiene, Vol. 79, No. 2, Spring 2005
Copyright by the American Dental Hygienists' Association

Review of: The Medical History: Clinical Implications and Emergency Prevention in Dental Settings

Patricia A Frese

Reviewed by Patricia A. Frese, RDH, MEd, associate professor of dental hygiene at Raymond Walters College, University of Cincinnati, in Ohio.

The Medical History: Clinical Implications and Emergency Prevention in Dental Settings



1st edition

Pickett F and Gurenlian J

Lippincott, Williams, and Wilkins, 2004

Baltimore, Maryland

216 pages, illustrated, indexed, soft cover

ISBN 0-7817-4095-9

\$44.95

The authors accomplish their goal of writing a text that teaches students to obtain complete medical histories to understand patients' health status, to identify the clinical implications of patients' health, to prevent potential medical emergencies, and to manage emergencies, should they occur.

Divided into 14 chapters to coincide with weekly chapter assignments in a semester course, this text is presented in a self-study format to prepare students, so the medical history review can be more focused. The text uses the American

Dental Association (ADA) health history form and incorporates critical thinking pathways. While the text is written primarily for dental hygiene students, it is valuable to anyone in the oral health care setting. Additionally, it is a valuable resource for faculty calibration.

Each chapter topic is covered by discussing the pathophysiology of the condition, application to practice, potential emergencies presented by the condition, techniques for prevention of emergencies, and management of emergencies, should they occur. The chapters follow the major sections of the ADA health history, with some questions from the medical history placed in the logical sections. The final chapter presents legal ramifications and HIPAA requirements of a medical history. It includes two cases with completed medical histories and analysis and application of the information.

The organization and unique features of the text make it easily readable and immediately applicable to practice. Each chapter begins with key terms, definitions, and objectives. Alert boxes highlight follow-up questions that should be asked after patients' initial responses to questions about their medical histories. The follow-up questions are further explained in the body of the chapter. Tables that provide additional information, scales, and test values are included and contribute to a clearer understanding of a patient's medical status. Self-study review boxes at appropriate points in each chapter contain two to four multiple choice questions about previous material.

At the end of each chapter, the multiple choice question answers are provided, and page numbers are included to review the material. This is an excellent feature for readers to monitor their understanding of the material and review as needed. The chapters end with a summary, a list of short answer review questions, a case study section, and references. Answers are provided for the review questions and case studies. The references provided are current and appropriate for the topic of the chapter. The authors acknowledge the assistance of an impressive list of dental practitioners and students in the preparation of the text.

Overall, the text provides adequate information that represents current thinking and practice in a clear format. The authors are confident that this text will meet the needs of both dental hygiene students and practitioners. Realizing that medical information can change, the authors request that any issues that arise and are not discussed in the text be forwarded to them for inclusion in subsequent editions.

Source: Journal of Dental Hygiene, Vol. 79, No. 2, Spring 2005
Copyright by the American Dental Hygienists' Association

Review of: Concepts in Dental Public Health

Cathryn L Frere

Reviewed by Cathryn L. Frere, BSDH, MEd, associate professor in the Division of Dental Hygiene at West Virginia University School of Dentistry, in Morgantown, West Virginia.

Concepts in Dental Public Health



1st edition

Mason J

Lippincott, Williams, and Wilkins, 2005

Philadelphia, Pennsylvania

375 pages, illustrated, indexed, soft cover

ISBN: 0-7817-4488-1

\$44.95

The role of dental hygienists in providing care for the public can be a difficult concept for dental hygiene students to grasp. *Concepts in Dental Public Health* presents a comprehensive overview of dental public health principles for the dental hygiene student, as well as for other health care workers interested in the field.

The text is divided into six modules, five of which are divided into multiple chapters. Each chapter begins with a topic outline, learning objectives, key public health terms used in the chapter, and the American Dental Education Association competencies addressed in the chapter. The chapters conclude with a short summary, a list of resources with credible Web sites and search terms, suggested learning activities, and review questions.

The first module, "Introduction to Dental Public Health," sets the stage by briefly describing the historic events that founded our public health principles, including the passage of the Social Security Act, the establishment of the National Institute for Dental and Craniofacial Research, and the role of the National Center for Health Statistics. This module stresses the need for multidisciplinary collaboration among private health care workers, all levels of government, and professional organizations to overcome health disparities and the access to care issue. The module also describes the development of the dental health care auxiliary to aid meeting public dental care demands in various countries, and it closes with a presentation of career opportunities for American dental hygienists in public health.

The second module encompasses the principles of public health program planning, using individual patient care treatment planning as a parallel. The third module addresses oral health promotion and includes discussion of the determining factors for oral health care demand, an overview of educational principles, and the factors to consider in the development of various educational materials. The fourth module is a comprehensive primer of epidemiology and biostatistics. Included is a chapter relating oral disease patterns in the United States, and another addressing communication methods, formats of common scientific documents, and literature evaluation guidelines.

The text comes full circle in the fifth module with the principles of ethics, including the responsibility of the profession and individual to contribute to the common good. A review of the legal system and an explanation of how laws are passed are included. The sixth module offers strategies to use in preparation for the National Board Dental Hygiene Examination along with five sample public health test cases.

The contributing authors have advanced degrees and are well known in the public health community for their expertise in their topic. The material is well referenced and written in a clear, concise, easy-to-read manner. Summary charts and tables accompany the text.

The chapter on biostatistics is especially well presented. The given biostatistical concepts are applied to oral health care examples, making for greater understanding. Simple statistical concepts are presented first and logically build to the more complex statistical tests.

One dental public health topic that may need to be supplemented in the classroom is the use and effects of various fluoride products. Discussion about fluoride compounds and fluoridation programs appears throughout the text as examples of public health principles; however, a more comprehensive section dedicated solely to the topic would be helpful. Also, although cultural considerations are not ignored, a chapter devoted to the impact of cultural determinants of health and cultural competency development guidelines for the practitioner would be a beneficial addition.

This is a comprehensive, up-to-date, easily read resource book that facilitates an understanding of dental public health principles for both the non-dental health care providers and dental hygiene students. The excellent reinforcing supplemental activities and review questions, however, make this book especially appropriate for use in professional entry-level educational programs.


Source: Journal of Dental Hygiene, Vol. 79, No. 2, Spring 2005
Copyright by the American Dental Hygienists' Association

Review of: Dental Hygiene Theory and Practice

Jacqueline Brian

Reviewed by Jacqueline Brian, LDH, MSED, professor at Indiana University-Purdue University, in Fort Wayne, Indiana.

Dental Hygiene Theory and Practice



2nd edition

Darby ML, Walsh MM

Saunders, 2003

St. Louis, Missouri

1,248 pages, illustrated, indexed, hardcover

ISBN: 0-7216-9162-5

\$71.95

The well-known authors have excelled by combining the expertise of 55 authors in their second edition of *Dental Hygiene Theory and Practice*. The emphasis of this text, which is demonstrated throughout, is on evidenced-based practice that is bounded in the human needs theory. This unique combination demonstrates the foundation of theory and clinical experience. The authors have wisely included the most current terminology, including the AAP classifications and insurance codes. Adding to their first edition, they have accomplished more in-depth coverage of periodontal disease technology and ultrasonics. The use of the term "client" instead of "patient" demonstrates the appropriate placement of responsibility for an individual's oral health.

The 54 chapters are arranged into eight sections that are in logical sequence for clinical care. These sections provide comprehensive coverage of dental hygiene care, beginning with the foundation of dental hygiene, preparation for the

appointment, assessments for the dental hygiene diagnosis and evaluation, implementation, pain and anxiety control, special needs, and, finally, practice management. Each chapter includes learning outcomes, key terms and concepts, evidence-based explanations, procedures to help the student determine if their expected clinical competencies are being achieved, client education, and legal, ethical, and safety issues. The critical thinking exercises at the end of each chapter create a wonderful venue to develop problem solving skills and stimulate class discussion. The use of color to highlight chapters, headings, and key concepts and issues complements the material and enhances visual learning. The numerous illustrations are strategically placed and enhance the reader's understanding of the material. The comprehensive glossary and index provides the reader a quick way to find information in the text.

One of the many exciting features is the textbook Web site for online access to activities and resources that enhance the comprehension and evaluation of competencies. The Web site gives links to additional resources and topics. Updates on content will be provided to keep one abreast of the latest research. In addition, competency based evaluation forms can be downloaded to use as self, peer, or instructor evaluations. In addition, the Web site provides easy access to references and suggested readings, and it has an image collection that can be downloaded to use in Power Point presentations. There is also a bank of 800 test questions that can be used by educators to create an annual exam in preparation for the National Board Examination.

This text is, by far, the most current and comprehensive coverage of dental hygiene care. By adopting this impressive textbook for classroom use, educators and students would be using the most current information and technology. You will not want to miss this text as part of your required reading and an essential addition for your library.